Operation Manual

All-in-one Audio Player

Agent

FLEPCHER™

Operation Manual

All-in-one Audio Player

NAMES OF AND THEIR FUNCTIONS

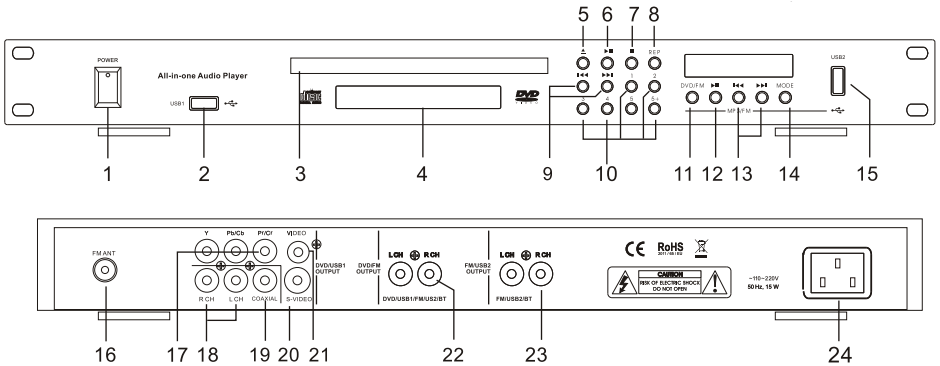

1 POWER KEY

2 DVD U disk 1 input interface

3 DVD Disc Compartment.

4 LED Functional Display Screen

5 DVD OPEN/CLOSE KEY

6 DVD/USB1 PLAY/PAUSE KEY

7 DVD/USB1 Stop KEY.

8 DVD/USB1 Repeat KEY.

9 DVD/USB1 CH-/+ KEY.

10 DVD/USB1 CH(0-5/5+) KEY.

11 DVD/FM OUTPUT SELECT KEY.
DVD/USB1 and MP3/FM/BT
Output can be selected.
LED Display Light up DVD Character
When dvd/usb1 output

12 USB2/BT play/pause key
Press the FM time to enter the status
Of automatic platform selection! It
Will automatically select the platform
And save it automatically. After
Choosing the power, it can be
selected and played by CH-/+ button.

13 USB2/FM/BT CH-/+ KEY

14 Play Mode Select key.
USB2/FM/BT play select KEY

15 U disk 2 input interface

16 FM antenna input terminal

17 DVD Y Pb/Cb Pr/Cr output

18 DVD/USB1 audio output

19 DVD/USB1 COAXIAL output

20 DVD/USB1 S-VIDEO output

21 DVD/USB1 CVBS output

22 DVD/USB1/FM/USB2/BT OUTPUT
DVD/USB1 and MP3/FM/BT
Output can be selected.
LED Display Light up DVD Character
When dvd/usb1 output

23 FM/USB2/BT AUDIO OUTPUT

24 AC ~110-220V 50Hz input

NAMES OF AND THEIR FUNCTIONS

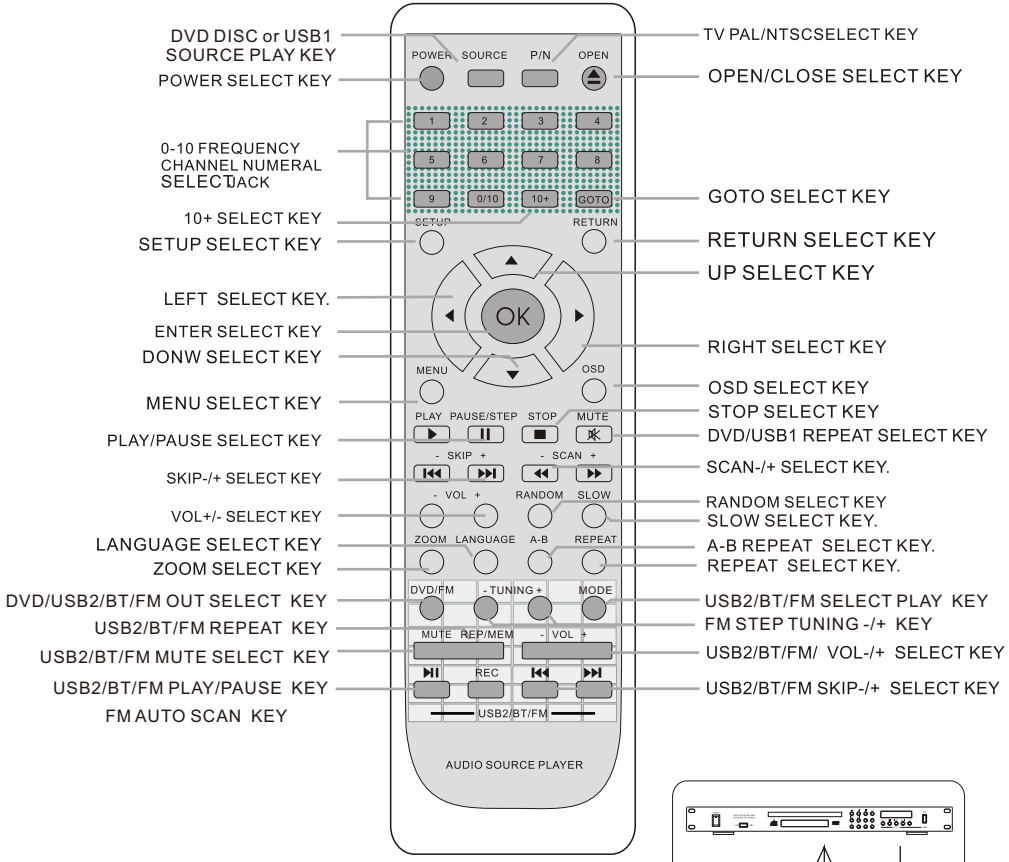
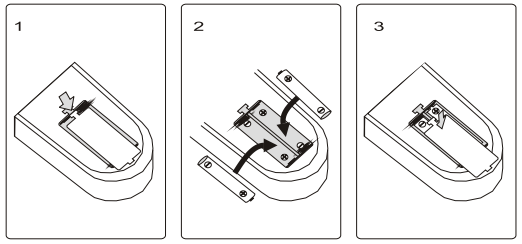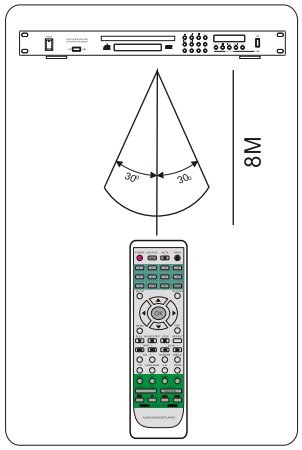
RENEWAL THE BATTERY