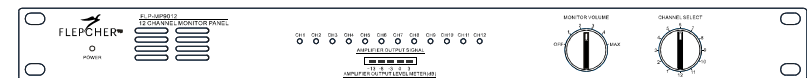




# User Manual



FLP-MP9012  
12 CHANNEL MONITOR PANEL



[www.flepcher.com](http://www.flepcher.com)

Please read this user manual carefully before operation.

### Technical Specifications:

Model	FLP-MP9012
Power Supply	24VDC
Power Consumption	< 50mW
Input Channel	12 Channels
Input Signal Voltage	70V/100V
Audio Monitoring	1W speaker with volume controller
Visual Monitoring	Output signal LED meter
Dimensions (WxDxH) mm	484x245x44
Weight	5Kg

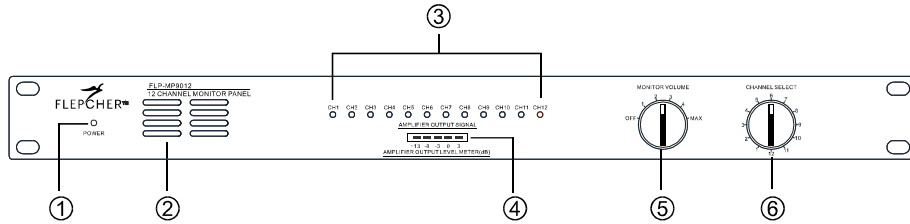
### Description

Designed with efficiency and effectiveness in mind, the FLP-MP9012 monitor panel enhances your audio monitoring system with its capabilities of monitoring up to 12 amplifier zones. Its slick 1U design provides an easy installation and comes with a 1W speaker which reproduces sound with clarity. System monitoring can be performed effectively with the 12 channel LED indicators and 5 segment LED level meter on the monitor panel. The FLP-MP9012 runs seamlessly with the amplifier changeover unit ensuring a smooth operation with minimal faultiness. Suitable to calibrate the amplifiers' sound output level in your system.

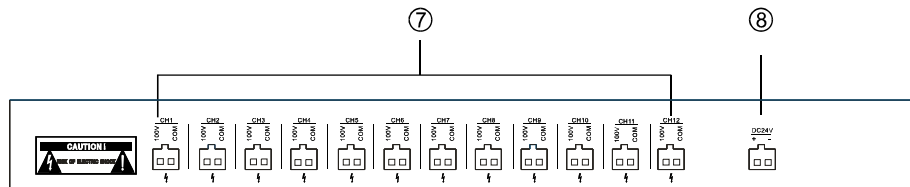
### Features:

1. Ability to monitor up to 12 amplifier outputs
2. 12 LED Channel Indicators and 5-segment LED level meter for visual monitoring
3. 12 inputs for 70/100V line amplifier outputs
4. Audio monitoring with volume control
5. Can be used as a tool to calibrate sound output level for each amplifier

## Parts Identification



- ① POWER LED
- ② MONITOR SPEAKER
- ③ 12CHANNELAMPLIFIER OUTPUT SIGNAL LED
- ④ AMPLIFIER OUTPUT LEVEL METER
- ⑤ MONITOR VOLUME CONTROLLER
- ⑥ MONITOR CHANNEL SELECTOR



- ⑦ 12 CHANNELAMPLIFIER INPUT CONNECTOR
- ⑧ DC24V POWER CONNECTOR

## Connection Schematic

